

Inspection Capabilities		QX250i	QX200i
Typical Scanning Speed	110 cm²/sec		
Minimum Component Size	0402 mm (01005 in.)		
Board Length	Min. 50 mm (2 in.)/ Max. 400 mm (15.7 in.)		
Board Width	Min. 50 mm (2 in.)/ Max. 308 mm (12 in.)		
Component Height Clearance (max)	Top: 35 mm Bottom: 34mm		Top: 30 mm Bottom: 29 mm
Board Edge Clearance (min)	3.0 mm (0.125 in.) – bottom side only		
Maximum Board Weight	3kg		
Maximum Board Warp	Up to +/-7 mm		
Component Types Inspected	Standard SMT (chips, J-lead, gull-wing, BGA, etc.), through-hole, odd-form, clips, connectors, header pins, and others		
Solder Joint Defects Categories	Solder bridge, opens, lifted leads, wettability, excess and in sufficient solder, debris, and others		
Other Items Detected	Gold-finger contamination, pin-in-hole, bent pins, debris, and many others		
Component Position Categories	Component X, Y position and Rotation		
Vision System			
Imagers	80 Megapixel Sensor on each SIM module		40 Megapixel Sensor on each SIM module
Image Transfer Protocol	PCIe		
Lighting	Strobe White Light (with dark/bright field)		
Resolution	12 µm pixel size		17 µm pixel size
Image Processing	Statistical Appearance Modeling (SAM™) Technology. Option: Autonomous Image Interpretation (AI²) Technology		
Programming	Simple inline or offline		
CAD Import	Any column separated text file (Standard information required – ref. designator, XY, Angle, Part no.,)		
System Specifications			
Conveyor Height	Adjustable to 835 – 990 mm (33 – 39 in.)		
Machine Interface	SMEMA, RS232 and Ethernet		
Power Requirements	100-120V, 15 Amp max or 220-240V 10 Amp max, 50/69 Hz		
System Dimensions	100 x 104.7 x 124 cm		
Weight	249 kgs (548.951 lbs.)		
Machine Installation	<1 hour		
Options			
SPC Software, Offline Defect Rework Station, Sensor Alignment Target, Barcode Readers (1D/2D)			

QX250i™

2D AOI

High Value, Flexible Inspection for All Applications



Ideal for
Selective Solder and
Pre-Reflow Applications

CYBEROPTICS®

Contact CyberOptics today for more information
+1 800.366.9131 or +1 763.542.5000 | CSsales@cyberoptics.com | www.cyberoptics.com

Copyright © 2016-2020. CyberOptics Corporation. All rights reserved. Specifications subject to change without notice. 8023722 Rev E

CYBEROPTICS®

QX250i™

2D AOI

QX250i™ Intelligent Sensing Technology

The SIM (Strobed Inspection Module) is the core engine behind every QX250i™ / QX200i™ system enabling 'on-the-fly' high performance inspection. Designed and manufactured exclusively by CyberOptics, the SIM is absolutely calibration-free and illuminates only when needed – reducing cost of ownership and power consumption.

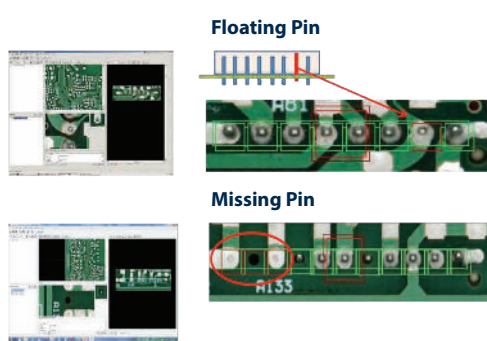
The dual top and bottom SIMs provide a single platform for the inspection and defect review process that shortens the production line and drives ~50% productivity improvement.




SIM (Strobe Inspection Module)

The SIM on the QX250i™ is designed with enhanced illumination – delivering the best 01005 and solder joint inspection performance ever. With an 80 Megapixel sensor and higher resolution (12 µm), you get crisp, perfect quality images for more accurate defect review. (The QX200i™ uses a 40 Megapixel sensor and to achieve a resolution of 17 µm.)

Selective Soldering Inspection



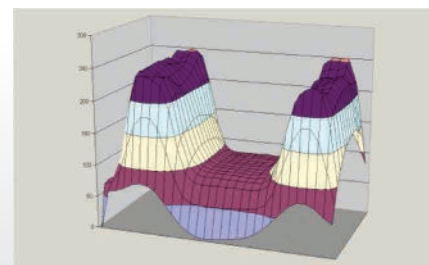
Pre-Reflow Inspection




Inspect 'Anything'

CyberOptics' AI² (Autonomous Image Interpretation) technology is designed for both low volume high mix, and high volume low mix Applications, and builds on the proven success of our Statistical Appearance Modeling technology. AI² is all about keeping it simple - no parameters to adjust or algorithms to tune. And, you don't need to anticipate defects or pre-define variance either – AI² does it all for you.

Just draw a box, show a few good examples and you are ready to inspect just about anything. Simply add good examples to the AI² model and the false call rates reduce significantly providing a very robust inspection solution.



AI² Software:
Unique Image Processing Technique

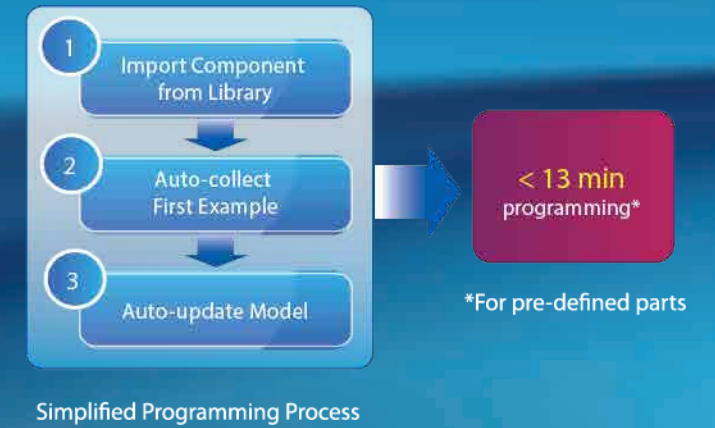


Components Inspected/ Detected

AOISoftware

3-Easy-Steps Programming


Our latest software improvements take programming to a whole, new level – zero to production ready in **less than 13 minutes!** All this is made possible, with an all-new data-rich, pre-loaded library and automated scripts that collect examples and update models – all on their own.




AI² - Faster, Simpler, and Smarter

With AI² technology, programming gets even faster – with a 90% reduction in examples required to create a complete production ready programme – you will achieve superior defect detection and low false call rates even with just **one example**. This means significantly lower tuning time and quality results with one panel inspection. Perfect for those high-mix or low volume applications!

With its unique ability to 'ignore' bad examples in a model, AI² offers precise discrimination even with excessive variance and minimizes effects of outlier examples. Plus, it is a lot simpler with full support for unsupervised and semi-automatic model training. And, examples are pre-sorted so you can select and clear the ones you don't need – very quickly. The pixel marking feature highlights defective spots, so you can identify genuine defects instantly.



Intelligent Ranking of Examples



Active Pixel Marking

Fast, Scalable SPC Solution

CyberReport™ offers full-fledged machine-level to factory-level SPC capability with powerful historical analysis and reporting tools delivering complete traceability for process verification and yield improvement. CyberReport™ is easy to setup and simple to use while providing fast charting with a compact database size.

